



MOTHER LANGUAGE RIGHT MONITORING AND REPORTING STUDY

February 2023

Method and Goal

Center for Socio-Political Field Studies between **25 January - 5 February 2023**; On behalf of the "Children First Association", she conducted a field research on the **Kurmanjî and Kirmanjki/Zazaki** dialects of Kurdish in Diyarbakır for the "**Mother Language Right Monitoring and Reporting**" study.

The field research has been developed in order to support the use of mother language by children whose mother language is Kurmanji and Zazaki, the environments in which they use their mother language, access to tools developed for them to use their mother language, measuring it, and raising awareness about the right to mother language.

Within the scope of the study, face-to-face interviews were conducted with 260 children in Diyarbakır. The quantitative data of the interviews were transferred to the SPSS program, analyzed and reported. The questionnaire used in the interview was created in order to understand the child's age, gender, the level of use of the child's mother language, the possibilities of learning the mother language and their attitudes towards learning the mother language, awareness, perceptions and demands of the mother language right.

While the answers given to the questions were analyzed with tables and graphics, the answers given were also compared with the answers given to the questions of gender, age and what is your mother language.

The data obtained with the study; It shows that **Kurdish** is a candidate to be among the risky languages in terms of teaching, use and sustainability in Diyarbakır, that children do not continue their daily lives in the mother language to a large extent, that children do not have the opportunity to learn and speak their mother language outside of their families, and that families do not use this opportunity effectively. Another remarkable point is that those who have **Kirmancki / Zazaki** dialect speak/use their mother language with much less family members and in social activities than those with Kurmanji dialect. Although the data feeds the concerns about the future of both dialects of Kurdish, it shows that the zazaki dialect needs much more urgent measures.

54.6% of the research group participating in the study, in which striking results were obtained, were girls and 45.4% were boys. The study was carried out with the participation of the interviewees, 29.2% of whom were between the ages of 6-10, 54.6% between the ages of **11-14** and 16.2% between the ages of **15-17**. While 83.1% of the children participating in the study declared that their mother tongue was **Kurmanji** dialect, 16.9% gave **Kirmancki/Zazaki** answers. On the other hand, 66.2% of the interviewees reported that they mostly spoke **Turkish** in the household, 24.6% spoke **Kurmanji** and 9.2% **Kirmanjki/Zazaki**. This rate makes us think that **Kurdish** is starting to move away from being a protected language by being used in the family and transferred to the next generations. The

answers given about the Frequency of Speaking the Mother Language in the Household also feed these concerns. Because, while 25.4% of the interviewees reported that they **always** speak their mother language at home, 37.7% reported that they **sometimes** used it, 20.8% **seldom**, 16.2% **never** used it. “Do You Speak Your Mother Language With Your Parents?” While 41.5% of the interviewees said **Yes**, 23.1% **No**, 35.4% Partially, 90% of the interviewees said that they use **Turkish**, 9.2% **Kurmanji** and 0.8% **Kirmancki/Zazaki** as the Language Mostly Spoken while Playing Street/Games. **The fact that the game language is mostly Turkish** indicates the existence of a serious risk regarding the use, preservation and transmission of Kurdish. However, it is noteworthy that the rate of children who want to learn/speak their mother language is 86.2%.

Also, “Do you know that you have the right to learn your mother language?” While 56.2% of the interviewees answered **Yes** to the question; “Do You Feel Anxious When Using Your Mother Language On The Street?” To the question, 3.1% of them said that they were **often** nervous, 8.5% of them **sometimes** and 45.4% of them said that they were **never** nervous. However, 27.7% of the participants said that they **do not know/speak their mother language**.

71.5% of the interviewees **Do you want to receive education in your mother language at your school?** While answering yes to the question; “Did you choose your mother language as an elective at school?” To the question, 32.6% answered **Yes** and 67.4% answered **No**. When asked why, 49.4% **replied that there was no such option**, 17.2% **did not have knowledge**, 11.5% **answered because I did not want it**.

Again, 80.8% of the participants answered "**While being able to speak in the mother language is important**", only 5.4% answered "**Not Important**". On the other hand, while 78.5% of the interviewees said that their **mother language should be protected**, “What do you think can be done to protect your mother language? to the question 40.8% of the interviewees answered the question as **No Idea**, 29.2% **Needed to be Spoken**, 9.2% **Should Be the Language of Education**, 9.2% **Should Be Owned**.

The principles of Comprehension, Speaking, Reading and Writing were asked to the interviewees in the research. The question has been posed. Accordingly, the interviewees

At the level of **understanding**, 23.1% **Very Good**, 37.7% **Good**, 28.5% **Little Mirror**, 10.8% **I do not understand at all**;

Principle of **speaking** 17.7% of them say **Very Good**, 30% of them **Good**, 30.8% of them say **I speak little**, 21.5% of them **I can't speak at all**;

Reading status 0.8% **Very Good**, 10% **Good**, 20.8% **Little**, 68.5% **I can't read at all**;

Writing units responded as 0.8% **Very Good**, 6.2% **Good**, 12.3% **Little**, 80.8% **I Can't Write at All**.

As can be seen from the data, almost the total of the respondents do not know their mother language at Reading and Writing levels.

“Why don't you know?” When the question was asked, 68.2% of the interviewees answered **Because My Family Doesn't Speak/My Family Doesn't Teach Me and 13.6% Because There Is No School and Resources Where I Can Learn My Mother Language**.

Within the scope of the study, the participants were also asked how often their family members use their mother language in the household.

According to the answers given by the interviewees;

Those who say that my mother often uses **their** mother language are 29.2%, those who say that my father **often** uses their mother language are 30%; Those who say that the children aged 0-5 in the household **often** use their mother language are 5.4%; Those who say that children aged 6-11 **often** use their mother language are 6.2%; Those who say that children aged 12-17 **often** use their mother language are 9.2%; Those who say that children aged 0-5 **often** use their mother tongue are 5.4%; Those who say that family members between the ages of 18-24 use their mother language **frequently**, 7.7%; Those who say that family members between the ages of 25-34 use their mother language **frequently**, 4.6%; 9.2% said that family members between the ages of 35-44 use their mother language **frequently**; Those who say that their family members between the ages of 45-54 **often** use their mother language are 5.4%; Those who say that their family members between the ages of 55-64 use their mother language **frequently** are 10%; Those who say that family members aged 65 and over use their mother language **frequently** is 13.1%.

These data suggest that the presence of middle and older age groups is low in households, the prevalence of nuclear family structure, and that all three generations have weaknesses in the frequency of speaking/using their mother language in their households.

The interviewees who participated in the study were also asked which environment/resource was most effective in learning their mother language. According to this;

How Much Can You Learn Your Mother Language e Through Your Family? 48.5% of the question **Mostly**;

How Much Can You Learn Your Mother Language Through Friend/Neighbor? 6.9% to the question **Mostly**;

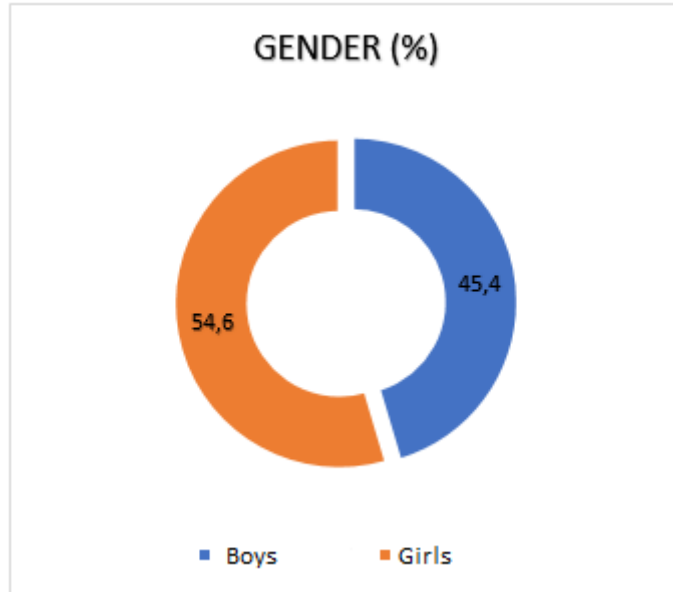
How Much Can You Learn Your Mother Language Through School? 93.1% **Never**, 5.4% **Rarely**;

How Much Can You Learn Your Mother Language Through Written Media Like Books/Newspapers/Magazines? 78.5% **Never**;

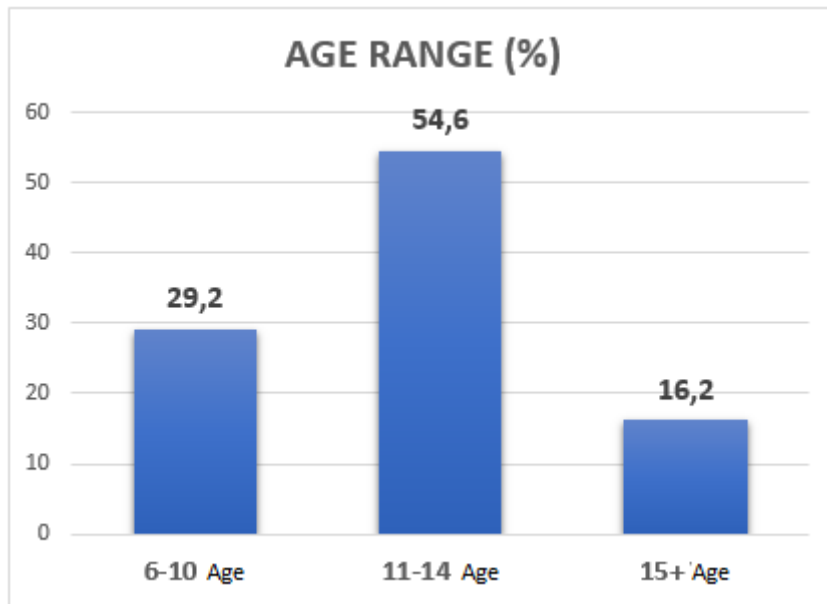
How Much Can You Learn Your Mother Language Through Television Channels Broadcasting In Your Mother Tongue? 62.3% **Never**,

How much can you learn your mother language through oral narratives such as music, fairy tales, cartoons? 60% of them gave the answer to the question **Never**. These answers show that children's areas of learning and using their mother language are mostly within the family.

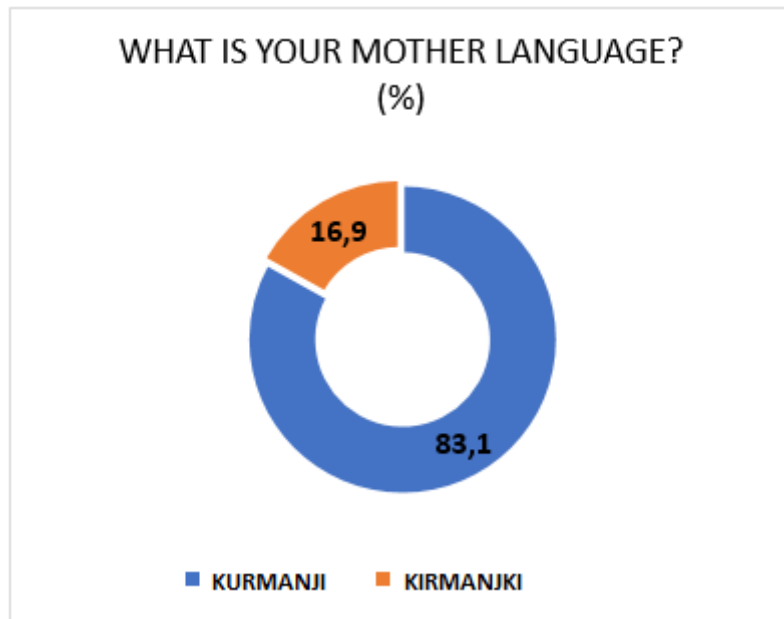
The detailed report of the study with graphics and tables is as follows.



Of the interviewees in the research group, 54.6% were **Girls** and 45.4% were **Boys**.



29.2% of the children in the research group are **6-10 years old**, 54.6% are **11-14 years old**, and 16.2% are **15-17 years old**.



The question "**What is your mother language**" was asked to the interviewees in the research group. Accordingly, 83.1% of the interviewees responded as **Kurmanji** and 16.9% as **Kirmanjki/Zazaki**.

WHAT IS YOUR MOTHER LANGUAGE? GENDER (%)				
		GENDER (%)		TOTAL
		Boy	Girl	
WHAT IS YOUR MOTHER LANGUAGE?	Kurmanjî	84,70%	81,70%	83,10%
	Kirmanjki/Zazaki	15,30%	18,30%	16,90%
TOTAL		100,00%	100,00%	100,00%

The interviewees in the research group were asked **What is your mother language?** When we look at the gender comparison of the question,

Of the Boys, 84.7% Kurmanji, 15.3% Kirmanjki/Zazaki;

Of the Girls, 81.7% gave Kurmanji and 18.3% Kirmanjki/Zazaki answers.

WHAT IS YOUR MOTHER LANGUAGE? * AGE RANGE (%)					
		AGE RANGE (%)			TOTAL
		6-10 Age	11-14 Age	15-17 Age	
WHAT IS YOUR MOTHER LANGUAGE?	Kurmanjî	76,30%	84,50%	90,50%	83,10%
	Kirmanjki/Zazaki	23,70%	15,50%	9,50%	16,90%
TOTAL		100,00%	100,00%	100,00%	100,00%

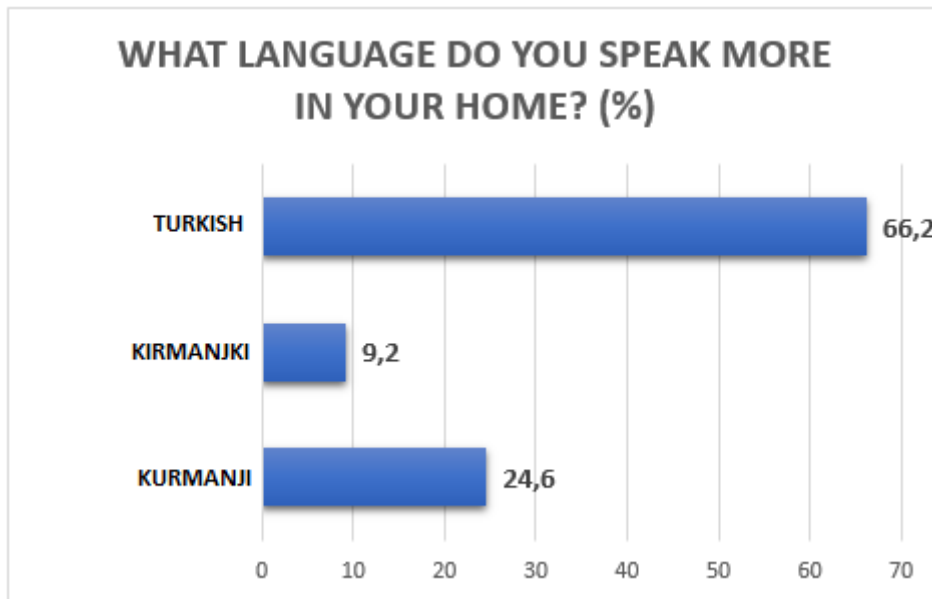
The interviewees in the research group were asked **What is your mother language?** When we look at the Age Range comparison of the question,

76.3% of the interviewees **between the ages of 6-10** were **Kurmanji**, 23.7% **Kirmanjki/Zazaki**,

84.5% of the interviewees **between the ages of 11-14** were **Kurmanji**, 15.5% **Kirmanjki/Zazaki**,

90.5% of the interviewees **between the ages of 15-17** gave **Kurmanjî** answers and 9.5%

Kirmanjki/Zazaki answers.



What Language Do You Speak More in Your Home to the interviewees in the research group? question was posed. Accordingly, 66.2% of the interviewees answered in **Turkish**, 24.6% in **Kurmanji** and 9.2% in **Kirmanjki/Zazaki**.

WHAT LANGUAGE DO YOU SPEAK MOST IN YOUR HOME? * GENDER (%)				
		GENDER (%)		TOTAL
		Boys	Girls	
WHAT LANGUAGE DO YOU SPEAK MOST IN YOUR HOME?	Kurmanji	28,80%	21,10%	24,60%
	Kirmanjki/Zazakî	10,20%	8,50%	9,20%
	Turkish	61,00%	70,40%	66,20%
TOTAL		100,00%	100,00%	100,00%

The interviewees in the research group were asked **which language do you speak most in your home?** When we look at the gender comparison of the question,

Of the Boys, 28.8% Kurmanji, 10.2% Kirmanjki/Zazaki, 61% Turkish;

Of the girls, 21.1% gave the answers in Kurmanji, 8.5% in Kirmanjki/Zazaki, and 70.4% in Turkish.

WHAT LANGUAGE DO YOU SPEAK MOST IN YOUR HOME? * AGE RANGE (%)					
		AGE RANGE (%)			TOTAL
		6-10 Age	11-14 Age	15+ Age	
WHAT LANGUAGE DO YOU SPEAK MOST IN YOUR HOME?	Kurmanjî	13,20%	28,20%	33,30%	24,60%
	Kirmanjkî/Zazakî	10,50%	9,90%	4,80%	9,20%
	Turkish	76,30%	62,00%	61,90%	66,20%
TOTAL		100,00%	100,00%	100,00%	100,00%

The interviewees in the research group were asked **which language do you speak most in your home?** When we look at the **Age Range** comparison of the question,

76.3% of the interviewees **between the ages 6-10** were **Turkish**, 13.2% were **Kurmanjî**, 10.5% were **Kirmanjki/Zazaki**,

62% of the interviewees **between the ages of 11-14** were **Turkish**, 28.2% were **Kurmanjî**, 9.9% were **Kirmanjki/Zazaki**,

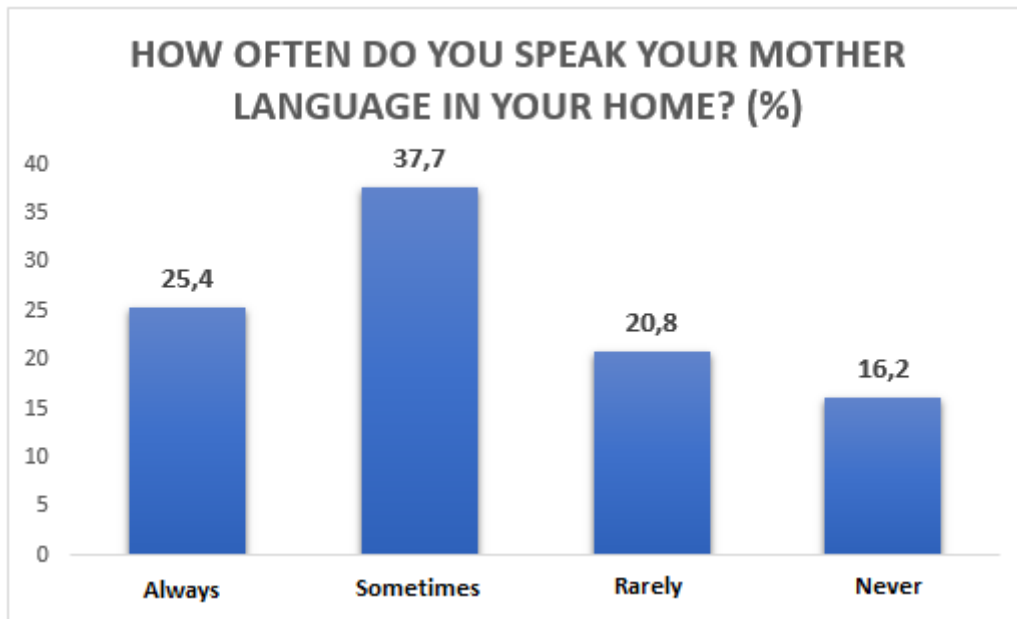
61.9% of the interviewees **between the ages of 15-17** gave **Turkish**, 33.3% **Kurmanjî** and 4.8% **Kirmanjki/Zazaki** answers.

WHAT LANGUAGE DO YOU SPEAK MOST IN YOUR HOME? * WHAT IS YOUR MOTHER LANGUAGE? (%)				
		WHAT IS YOUR MOTHER LANGUAGE?		TOTAL
		Kurmanjî	Kirmanjkî/Zazakî	
WHAT LANGUAGE DO YOU SPEAK MOST IN YOUR HOME?	Kurmanjî	29,60%		24,60%
	Kirmanjkî/Zazakî		54,50%	9,20%
	Turkish	70,40%	45,50%	66,20%
TOTAL		100,00%	100,00%	100,00%

The interviewees in the research group were asked **which language do you speak most in your home? What is your mother language?** When we look at the comparison with the question;

70.4% of the interviewees **whose mother tongue is Kurmanji** are **Turkish**, 29.6% are **Kurmanjî**;

Of the interviewees **whose mother tongue was Kirmanjki/Zazaki**, 54.5% gave **Kirmanjki/Zazaki** and 45.5% **Turkish** answers.



How often do you speak your mother language in your home to the interviewees in the research group? question was posed. Accordingly, 25.4% of the interviewees replied **Always**, 37.7% **Sometimes**, 20.8% **Rarely**, 16.2% **Never**.

HOW OFTEN DO YOU SPEAK YOUR MOTHER LANGUAGE IN YOUR HOME? * GENDER (%)				
		GENDER (%)		TOTAL
		Boys	Girls	
HOW OFTEN DO YOU SPEAK YOUR MOTHER LANGUAGE IN YOUR HOME?	Always	35,60%	16,90%	25,40%
	Occasionally	33,90%	40,80%	37,70%
	Rarely	18,60%	22,50%	20,80%
	Never	11,90%	19,70%	16,20%
TOTAL		100,00%	100,00%	100,00%

How often do you speak your mother language in your home, which was asked to the interviewees in the research group? When we look at the **gender** comparison of the question,

Of the Boys, 35.6% **Always**, 33.9% **Occasionally**, 18.6% **Rarely**, 11.9% **Never**;

Of the girls, 16.9% answered **Always**, 40.8% **Sometimes**, 22.5% **Rarely**, 19.7% **Never**.

HOW OFTEN DO YOU SPEAK YOUR MOTHER LANGUAGE IN YOUR HOME?* AGE RANGE*					
		AGE RANGE (%)			TOTAL
		6-10 Age	11-14 Age	15+ Age	
HOW OFTEN DO YOU SPEAK YOUR MOTHER LANGUAGE IN YOUR HOME?	Always	18,40%	25,40%	38,10%	25,40%
	Occasionally	42,10%	38,00%	28,60%	37,70%
	Rarely	23,70%	22,50%	9,50%	20,80%
	Never	15,80%	14,10%	23,80%	16,20%
TOTAL		100,00%	100,00%	100,00%	100,00%

How often do you speak your mother language in your home, which was asked to the interviewees in the research group? When we look at the Age Range comparison of the question, 18.4% of the interviewees between the ages of 6-10 **Always**, 42.1% **Occasionally**, 23.7% **Rarely**, 15.8% **Never**,

Of the 11-14 age group interviewees, 25.4% **Always**, 38% **Sometimes**, 22.5% **Rarely**, 14.1% **Never**,

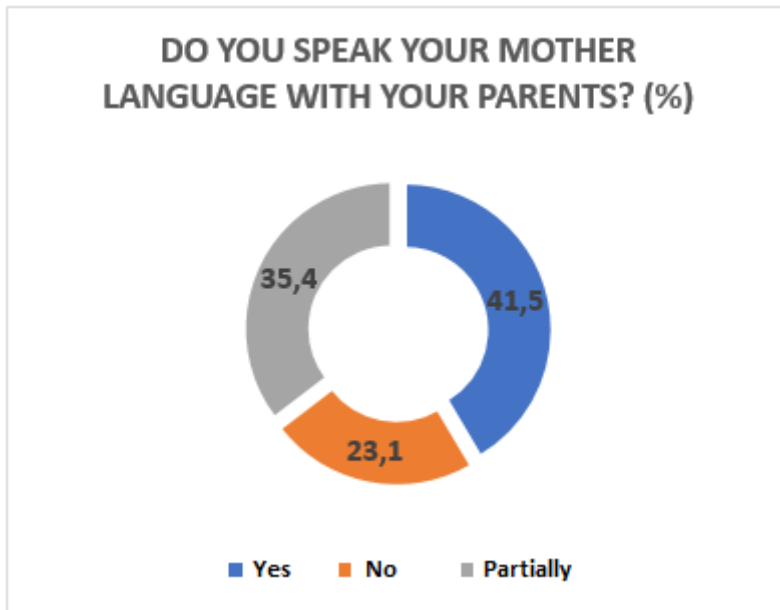
38.1% of the interviewees **between the ages of 15-17** gave the answer **Always**, 28.6% **Sometimes**, 9.5% **Rarely**, 23.8% **Never**.

HOW OFTEN DO YOU SPEAK YOUR MOTHER LANGUAGE IN YOUR HOME? * WHAT IS YOUR MOTHER LANGUAGE? (%)				
		WHAT IS YOUR MOTHER LANGUAGE?		TOTAL
		Kurmanjî	Kirmanjki/Zazakî	
HOW OFTEN DO YOU SPEAK YOUR MOTHER LANGUAGE IN YOUR HOME?	Always	25,00%	27,30%	25,40%
	Occasionally	38,90%	31,80%	37,70%
	Rarely	19,40%	27,30%	20,80%
	Never	16,70%	13,60%	16,20%
TOTAL		100,00%	100,00%	100,00%

How often do you speak your mother language in your home, which was asked to the interviewees in the research group? What is your mother language? When we look at the comparison with the question;

Of the interviewees whose mother tongue is Kurmanji, 25% Always, 38.9% Occasionally, 19.4% Rarely, 16.7% Never;

Of the interviewees whose mother tongue is Kirmanjki/Zazaki, 27.3% answered Always, 31.8% Occasionally, 27.3% Rarely, 13.6% Never.



Do you speak your mother language with your parents? question was posed. Accordingly, 41.5% of the interviewees answered **Yes**, 23.1% **No** and 35.4% **Partially**.

DO YOU SPEAK YOUR MOTHER LANGUAGE WITH YOUR PARENTS? *				
GENDER (%)				
		GENDER (%)		TOTAL
		Boys	Girls	
DO YOU SPEAK YOUR MOTHER LANGUAGE WITH YOUR PARENTS?	Yes	49,20%	35,20%	41,50%
	No	22,00%	23,90%	23,10%
	Partially	28,80%	40,80%	35,40%
TOTAL		100,00%	100,00%	100,00%

Do you speak your mother language with your parents, who were asked to the interviewees in the research group? When we look at the **gender** comparison of the question,

Of Boys, 49.2% **Yes**, 22% **No**, 28.8% **Partially**;

Of the girls, 35.2% answered **Yes**, 23.9% **No**, 40.8% **Partially**.

DO YOU SPEAK YOUR MOTHER LANGUAGE WITH YOUR PARENTS? * AGE RANGE (%)					
		AGE RANGE (%)			TOTAL
		6-10 Age	11-14 Age	15+ Age	
DO YOU SPEAK YOUR MOTHER LANGUAGE WITH YOUR PARENTS?	Yes	34,20%	42,30%	52,40%	41,50%
	No	23,70%	22,50%	23,80%	23,10%
	Partially	42,10%	35,20%	23,80%	35,40%
TOTAL		100,00%	100,00%	100,00%	100,00%

Do you speak your mother language with your parents, who were asked to the interviewees in the research group? When we look at the Age Range comparison of the question,

34.2% of the interviewees **between the ages of 6-10** Yes, 23.7% **No**, 42.1% **Partially**,

42.3% of the interviewees **between the ages of 11-14** Yes, 22.5% **No**, 35.2% **Partially**,

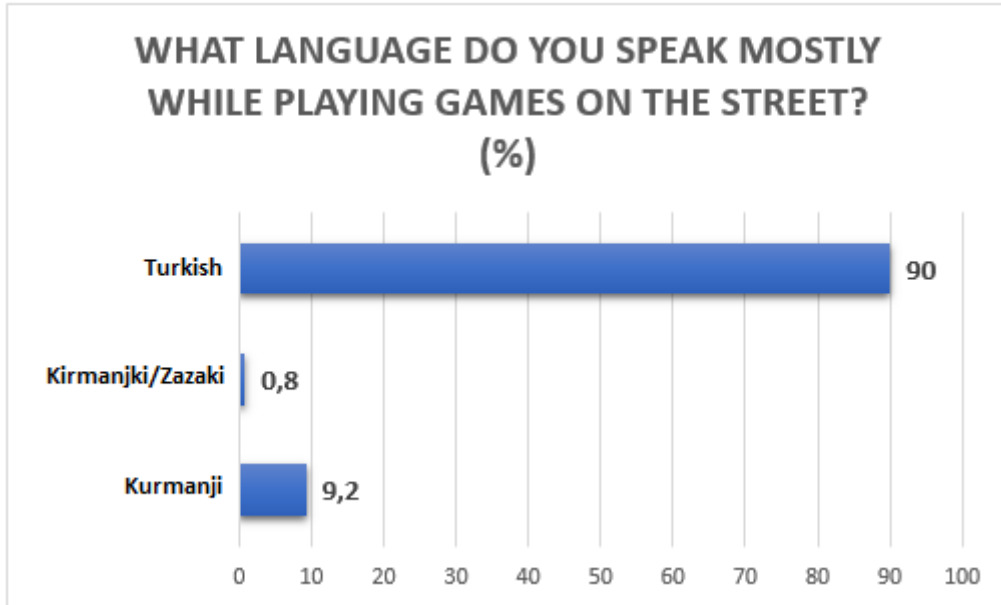
52.4% of the **interviewees aged 15-17** gave the answer **Yes**, 23.8% **No**, 23.8% **Partially**.

DO YOU SPEAK YOUR MOTHER LANGUAGE WITH YOUR PARENTS? * WHAT IS YOUR MOTHER LANGUAGE? (%)				
		WHAT IS YOUR MOTHER LANGUAGE?		TOTAL
		Kurmanjî	Kirmanjkî/Zazakî	
DO YOU SPEAK YOUR MOTHER LANGUAGE WITH YOUR PARENTS?	Yes	42,60%	36,40%	41,50%
	No	24,10%	18,20%	23,10%
	Partially	33,30%	45,50%	35,40%
TOTAL		100,00%	100,00%	100,00%

Do you speak your mother language with your parents, who were asked to the interviewees in the research group? What is your mother language? When we look at the comparison with the question;

Of the interviewees whose mother tongue is Kurmanji, 42.6% **Yes**, 24.1% **No**, 33.3% **Partially**;

Of the interviewees whose mother tongue is Kirmancki/Zazaki, 36.4% answered **Yes**, 18.2% **No**, 45.5% **Partially**.



What Language Do You Speak Mostly While Playing Games on the Street? question was posed. Accordingly, 90% of the interviewees answered in **Turkish**, 9.2% in **Kurmanji** and 0.8% in **Kirmanjki/Zazaki**.

WHAT LANGUAGE DO YOU SPEAK MOSTLY WHILE PLAYING GAMES ON THE STREET? * GENDER (%)				
		GENDER (%)		TOTAL
		Boys	Girls	
WHAT LANGUAGE DO YOU SPEAK MOSTLY WHILE PLAYING GAMES ON THE STREET?	Kurmanjî	15,30%	4,20%	9,20%
	Kirmanjkî/Zazakî	1,70%		0,80%
	Turkish	83,10%	95,80%	90,00%
TOTAL		100,00%	100,00%	100,00%

What Language Do You Speak Mostly While Playing Games on the Street? When we look at the **gender** comparison of the question,

Of the Boys, 15.3% Kurmanji, 1.7% Kirmanjki/Zazaki, 83.1% Turkish;

Of the girls, 4.2% gave the answers in Kurmanji and 95.8% in Turkish.

WHAT LANGUAGE DO YOU SPEAK MOSTLY WHILE PLAYING GAMES ON THE STREET? *					
AGE RANGE (%)					
		AGE RANGE (%)			TOTAL
		6-10 Age	11-14 Age	15+ Age	
WHAT LANGUAGE DO YOU SPEAK MOSTLY WHILE PLAYING GAMES ON THE STREET?	Kurmanjî	5,30%	9,90%	14,30%	9,20%
	Kirmanjki/ Zazakî		1,40%		0,80%
	Turkish	94,70%	88,70%	85,70%	90,00%
TOTAL		100,00%	100,00%	100,00%	100,00%

What Language Do You Speak Mostly While Playing Games on the Street? When we look at the **Age Range** comparison of the question,

94.7% of the interviewees aged **6-10** were **Turkish**, 5.3% were **Kurmanji**;

Of the **11-14** age group interviewees, 88.7% were **Turkish**, 9.9% were **Kurmanji**, 1.4% were **Kirmanjki/Zazaki**;

85.7% of the interviewees between the ages of **15-17** gave their answers in **Turkish** and 14.3% in **Kurmanji**.

WHAT LANGUAGE DO YOU SPEAK MOSTLY WHILE PLAYING GAMES ON THE STREET? * WHAT IS YOUR MOTHER LANGUAGE? (%)				
		WHAT IS YOUR MOTHER LANGUAGE?		TOTAL
		Kurmanjî	Kirmanjkî/Zazakî	
WHAT LANGUAGE DO YOU SPEAK MOSTLY WHILE PLAYING GAMES ON THE STREET?	Kurmanjî	11,10%		9,20%
	Kirmanjkî/Zazakî		4,50%	0,80%
	Turkish	88,90%	95,50%	90,00%
TOTAL		100,00%	100,00%	100,00%

What Language Do You Speak Mostly While Playing Games on the Street? What is your mother language? When we look at the comparison with the question;

88.9% of the interviewees whose mother language is Kurmanji are Turkish, 11.1% are Kurmanjî;

Of the interviewees whose mother language is Kirmanjki/Zazaki, 95.5% gave Turkish answers and 4.5% gave Kirmanjki/Zazaki answers.



Do you want to learn/speak your mother language better? question was posed. Accordingly, 86.2% of the interviewees answered **Yes**, 10.8% **No** and 3.1% **No Idea**.

DO YOU WANT TO LEARN/SPEAK YOUR MOTHER LANGUAGE BETTER?* AGE RANGE (%)					
		AGE RANGE (%)			TOTAL
		6-10 Age	11-14 Age	15+ Age	
DO YOU WANT TO LEARN/SPEAK YOUR MOTHER LANGUAGE BETTER?	Yes	78,90%	90,10%	85,70%	86,20%
	No	13,20%	9,90%	9,50%	10,80%
	No Idea	7,90%		4,80%	3,10%
TOTAL		100,00%	100,00%	100,00%	100,00%

Do you want to learn/speak your mother language better? When we look at the **Age Range** comparison of the question,

78.9% of the interviewees aged 6-10 years Yes, 13.2% No, 7.9% I Have No Opinion;

90.1% of the interviewees aged 11-14 years Yes, 9.9% No;

85.7% of the interviewees aged 15-17 gave the answer Yes, 9.5% No, 4.8% I Have No Idea.

DO YOU WANT TO LEARN/SPEAK YOUR MOTHER LANGUAGE BETTER? * GENDER (%)				
		GENDER (%)		TOTAL
		Boys	Girls	
DO YOU WANT TO LEARN/SPEAK YOUR MOTHER LANGUAGE BETTER?	Yes	88,10%	84,50%	86,20%
	No	10,20%	11,30%	10,80%
	No Idea	1,70%	4,20%	3,10%
TOTAL		100,00%	100,00%	100,00%

Do you want to learn/speak your mother language better? When we look at the **gender** comparison of the question,

Of the Boys, 88.1% **Yes**, 10.2% **No**, 1.7% **Have No Idea**;

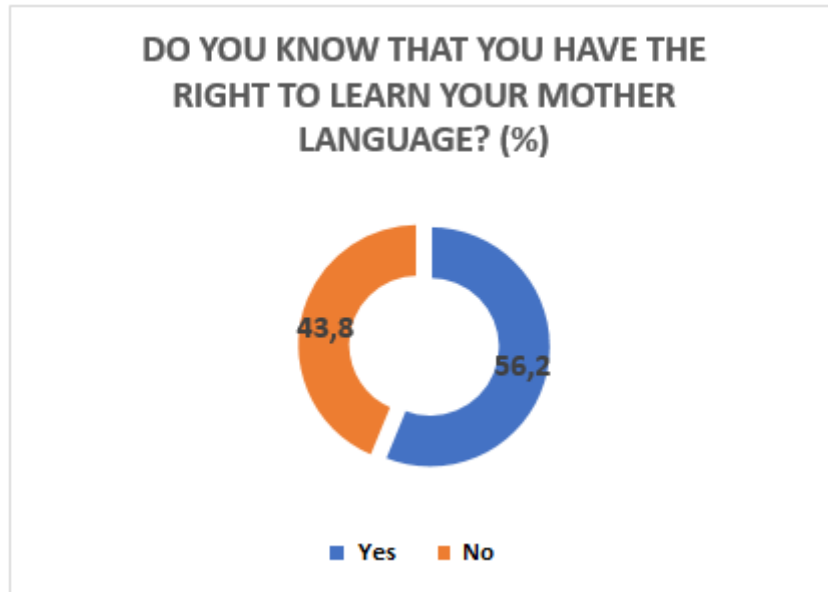
Of the girls, 84.5% answered **Yes**, 11.3% **No**, 4.2% **Have No Idea**.

DO YOU WANT TO LEARN/SPEAK YOUR MOTHER LANGUAGE BETTER? * WHAT IS YOUR MOTHER LANGUAGE? (%)				
		WHAT IS YOUR MOTHER LANGUAGE?		TOTAL
		Kurmanjî	Kirmanjkî/Zazakî	
DO YOU WANT TO LEARN/SPEAK YOUR MOTHER LANGUAGE BETTER	Yes	85,20%	90,90%	86,20%
	No	11,10%	9,10%	10,80%
	No Idea	3,70%		3,10%
TOTAL		100,00%	100,00%	100,00%

Do you want to learn/speak your mother language better? What is your mother language? When we look at the comparison with the question;

Of the interviewees whose mother tongue is Kurmanji, 85.2% Yes, 11.1% No, 3.7% No Idea;

Of the interviewees whose mother tongue is Kirmancki/Zazaki, 90.9% answered Yes and 9.1% answered No.



Do you know that you have the right to learn your mother language? question was posed. Accordingly, 56.2% of the interviewees answered as **Yes**, 43.8% as **No**.

DO YOU KNOW THAT YOU HAVE THE RIGHT TO LEARN YOUR MOTHER LANGUAGE? * GENDER (%)				
		GENDER (%)		TOTAL
		Boys	Girls	
DO YOU KNOW THAT YOU HAVE THE RIGHT TO LEARN YOUR MOTHER LANGUAGE?	Yes	54,20%	57,70%	56,20%
	No	45,80%	42,30%	43,80%
TOTAL		100,00%	100,00%	100,00%

Do you know that you have the right to learn your mother language, which was asked to the interviewees in the research group? When we look at the **gender** comparison of the question,

Of the Boys, 54.2% **Yes**, 45.8% **No**;

Of the girls, 57.7% answered **Yes**, 42.3% answered **No**.

DO YOU KNOW THAT YOU HAVE THE RIGHT TO LEARN YOUR MOTHER LANGUAGE? * AGE RANGE (%)					
		AGE RANGE (%)			TOTAL
		6-10 Age	11-14 Age	15+ Age	
DO YOU KNOW THAT YOU HAVE THE RIGHT TO LEARN YOUR MOTHER LANGUAGE?	Yes	31,60%	64,80%	71,40%	56,20%
	No	68,40%	35,20%	28,60%	43,80%
TOTAL		100,00%	100,00%	100,00%	100,00%

Do you know that you have the right to learn your mother language, which was asked to the interviewees in the research group? When we look at the **Age Range** comparison of the question,

31.6% of the interviewees aged 6-10 years Yes, 68.4% No;

64.8% of the interviewees aged 11-14 years Yes, 35.2% No;

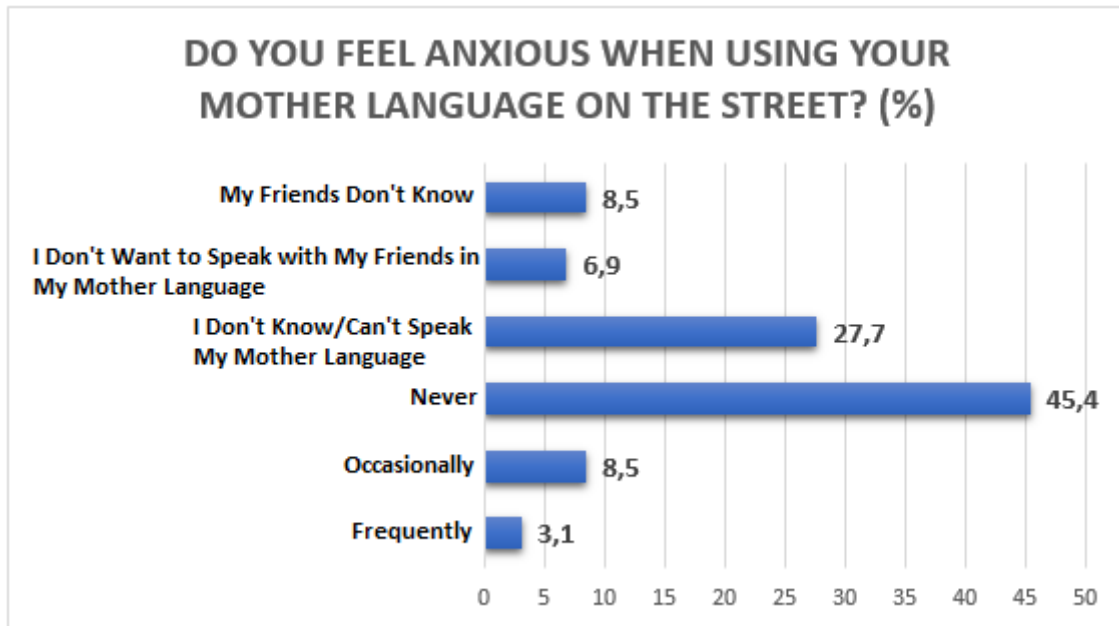
71.4% of the interviewees between the ages of 15-17 gave the answer Yes, and 28.6% gave the answer No.

DO YOU WANT TO LEARN/SPEAK YOUR MOTHER LANGUGAE BETTER? * WHAT IS YOUR MOTHER LANGUAGE? (%)				
		WHAT IS YOUR MOTHER LANGUAGE?		TOTAL
		Kurmanjî	Kirmanjki/Zazakî	
DO YOU WANT TO LEARN/SPEAK YOUR MOTHER LANGUGAE BETTER?	Yes	58,30%	45,50%	56,20%
	No	41,70%	54,50%	43,80%
TOTAL		100,00%	100,00%	100,00%

Do you want to learn/speak your mother langugae better? What is your mother language? When we look at the comparison with the question;

58.3% of the interviewees whose mother language is Kurmanji were Yes, 41.7% No;

Of the interviewees whose mother language is Kirmancki/Zazaki, 45.5% answered Yes, 54.5% answered No.



Do you feel anxious when using your mother language on the street? question was posed. Accordingly, 3.1% of the interviewees answered **Frequently**, 8.5% **Occasionally**, 45.4% **Never**, 27.7% **I Don't Know/Can't Speak My Mother Language**, 6.9% **I Don't Want to Speak with My Friends in My Mother Language**, 8.5% **My Friends Don't Know**.

DO YOU FEEL ANXIOUS WHEN USING YOUR MOTHER LANGUAGE ON THE STREET? * GENDER (%)				
		GENDER (%)		TOTAL
		Boys	Girls	
DO YOU FEEL ANXIOUS WHEN USING YOUR MOTHER LANGUAGE ON THE STREET?	Do Not Know/Can't Speak My Mother Language	25,40%	29,60%	27,70%
	Frequently		5,60%	3,10%
	Occasionally	10,20%	7,00%	8,50%
	Never	47,50%	43,70%	45,40%
	I Don't Want to Speak My Mother Language With My Friends	6,80%	7,00%	6,90%
	My Friends Don't Know.	10,20%	7,00%	8,50%
TOTAL		100,00%	100,00%	100,00%

Do you feel anxious when using your mother language on the street, which was asked to the interviewees in the research group? When we look at the **gender** comparison of the question,

Of the Boys, 25.4% **Do Not Know/Can't Speak My Mother Language**, 10.2% **Occasionally**, 47.5% **Never**, 6.8% **I Don't Want to Speak My Mother Language With My Friends**, 10.2% **My Friends Don't Know It**;

Of the girls, 29.6% answered **I don't know/I can't speak my mother language**, 5.6% **frequently**, 7% **sometimes**, 43.7% **never**, 7% **I don't want to talk to my friends in my mother language**, 7% **my friends don't know**.

DO YOU FEEL ANXIOUS WHEN USING YOUR MOTHER LANGUAGE ON THE STREET?*					
AGE RANGE (%)					
		AGE RANGE (%)			TOTAL
		6-10 Age	11-14 Age	15+ Age	
DO YOU FEEL ANXIOUS WHEN USING YOUR MOTHER LANGUAGE ON THE STREET?	Do Not Know/Can't Speak My Mother Language	42,10%	25,40%	9,50%	27,70%
	Frequently		2,80%	9,50%	3,10%
	Occasionally	5,30%	8,50%	14,30%	8,50%
	Never	26,30%	50,70%	61,90%	45,40%
	I Don't Want to Speak My Mother Language With My Friends	5,30%	8,50%	4,80%	6,90%
	My Friends Don't Know	21,10%	4,20%		8,50%
TOTAL		100,00%	100,00%	100,00%	100,00%

Do you feel anxious when using your mother language on the street, which was asked to the interviewees in the research group? When we look at the **Age Range** comparison of the question,

Of the 6-10-year-old interviewees, 42.1% **do not know/cannot speak my mother language**, 5.3% **Occasionally**, 26.3% **Never**, 5.3% **I Do Not Want to Speak with My Friends in My Mother Language**, 21.1% **My Friends Do Not Know**;

Of the 11-14 age group interviewees, 25.4% **do not know/I cannot speak my mother language**, 2.8% **Frequently**, 8.5% **Occasionally**, 50.7% **Never**, 8.5% **I Do Not Want to Speak with My Friends in My Mother Language**, 4.2% **My Friends Do Not Know**;

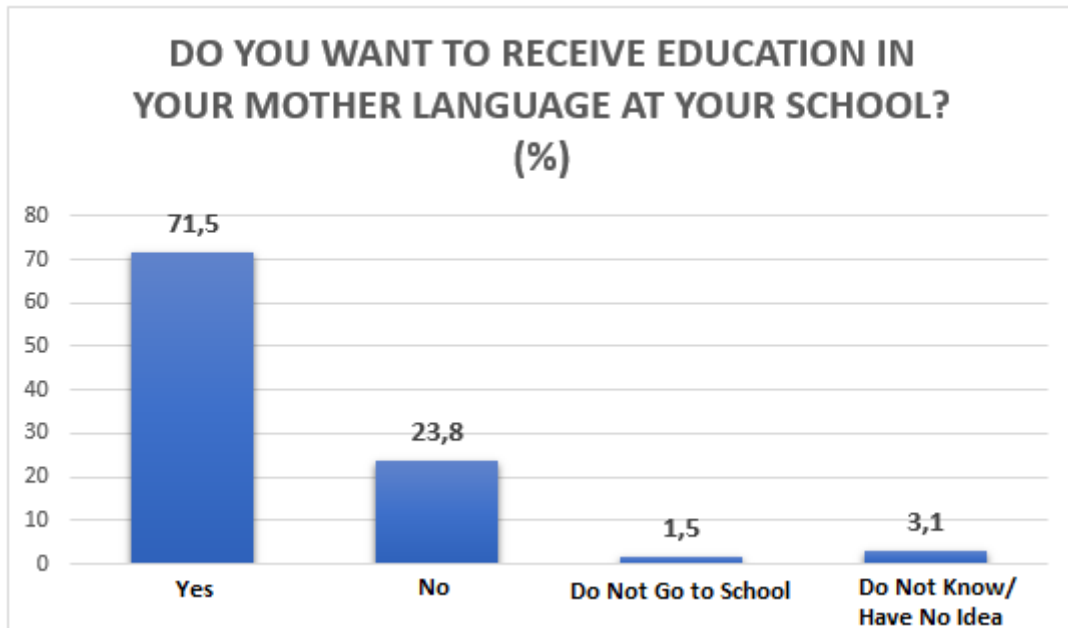
Of the 15-17 age group interviewees, 9.5% answered **I don't know/I can't speak my mother language**, 9.5% **frequently**, 14.3% **sometimes**, 61.9% **never**, 4.8% **I don't want to speak with my friends in my mother language**.

DO YOU FEEL ANXIOUS WHEN USING YOUR MOTHER LANGUAGE ON THE STREET?* WHAT IS YOUR MOTHER LANGUAGE? (%)				
		WHAT IS YOUR MOTHER LANGUAGE?		TOTAL
		Kurmanjî	Kirmanjkî/Zazakî	
DO YOU FEEL ANXIOUS WHEN USING YOUR MOTHER LANGUAGE ON THE STREET?	Do Not Know/Can't Speak My Mother Language	28,70%	22,70%	27,70%
	Frequently	2,80%	4,50%	3,10%
	Occasionally	7,40%	13,60%	8,50%
	Never	45,40%	45,50%	45,40%
	I Don't Want to Speak My Mother Language With My Friends	8,30%		6,90%
	My Friends Don't Know	7,40%	13,60%	8,50%
TOTAL		100,00%	100,00%	100,00%

Do you feel anxious when using your mother language on the street, which was asked to the interviewees in the research group? **What is your mother language?** When we look at the comparison with the question;

Of the interviewees whose mother language is Kurmanji, 45.4% **Never**, 28.7% **I Don't Know/Can't Speak My Mother Language**, 8.3% **I Don't Want to Talk to My Friends in My Mother Language**;

Of the interviewees whose mother language is Kirmancki/Zazaki, 45.5% answered **Never**, 22.7% **I Don't Know/Can't Speak My Mother Language**, 13.6% **Occasionally**, 13.6% **My Friends Don't Know**.



Do you want to receive education in your mother language at your school? question was posed. Accordingly, 71.5% of the interviewees answered **Yes**, 23.8% **No**, 1.5% **Do Not Go to School** and 3.1% **Do Not Know/ Have No Idea**.

DO YOU WANT TO RECEIVE EDUCATION IN YOUR MOTHER LANGUAGE AT YOUR SCHOOL? * GENDER (%)				
		GENDER (%)		TOTAL
		Boys	Girls	
DO YOU WANT TO RECEIVE EDUCATION IN YOUR MOTHER LANGUAGE AT YOUR SCHOOL?	Yes	72,90%	70,40%	71,50%
	No	23,70%	23,90%	23,80%
	Don't Go to School	1,70%	1,40%	1,50%
	I Don't Know	1,70%	4,20%	3,10%
TOTAL		100,00%	100,00%	100,00%

Do you want to receive education in your mother language at your school, which was asked to the interviewees in the research group? When we look at the **gender** comparison of the question,

Of the boys, 72.9% Yes, 23.7% No, 1.7% I Don't Go to School, 1.7% I Don't Know;

Of the girls, 70.4% answered Yes, 23.9% No, 1.4% I Don't go to school, 4.2% I Don't Know.

DO YOU WANT TO RECEIVE EDUCATION IN YOUR MOTHER LANGUAGE AT YOUR SCHOOL? * AGE RANGE (%)					
		AGE RANGE (%)			TOTAL
		6-10 Age	11-14 Age	15+ Age	
DO YOU WANT TO RECEIVE EDUCATION IN YOUR MOTHER LANGUAGE AT YOUR SCHOOL?	Yes	50,00%	81,70%	76,20%	71,50%
	No	39,50%	16,90%	19,00%	23,80%
	I Don't Go to School	2,60%		4,80%	1,50%
	I Don't Know	7,90%	1,40%		3,10%
TOTAL		100,00%	100,00%	100,00%	100,00%

Do you want to receive education in your mother language at your school, which was asked to the interviewees in the research group? When we look at the **Age Range** comparison of the question,

50% of the interviewees aged 6-10 years Yes, 39.5% No, 2.6% I Don't Go to School, 7.9% I Don't Know;

81.7% of the interviewees aged 11-14 years Yes, 16.9% No, 1.4% I Don't know;

76.2% of the interviewees between the ages of 15-17 gave the answer Yes, 19% No, 4.8% I do not go to school.

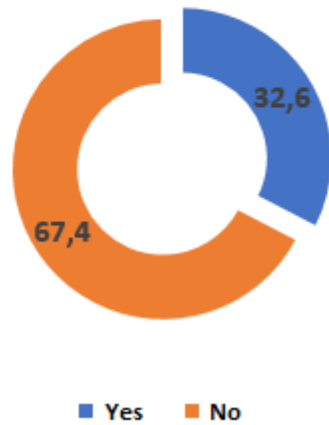
DO YOU WANT TO RECEIVE EDUCATION IN YOUR MOTHER LANGUAGE AT YOUR SCHOOL? *WHAT IS YOUR MOTHER LANGUAGE? (%)				
		WHAT IS YOUR MOTHER LANGUAGE?		TOTAL
		Kurmanjî	Kirmanjki/Zazakî	
DO YOU WANT TO RECEIVE EDUCATION IN YOUR MOTHER LANGUAGE AT YOUR SCHOOL?	Yes	72,20%	68,20%	71,50%
	No	23,10%	27,30%	23,80%
	I Don't go to School	0,90%	4,50%	1,50%
	I Don't Know	3,70%		3,10%
TOTAL		100,00%	100,00%	100,00%

Do you want to receive education in your mother language at your school, which was asked to the interviewees in the research group? **What is your mother language?** When we look at the comparison with the question;

Of the interviewees whose mother language is Kurmanji, 72.2% **Yes**, 23.1% **No**, 0.9% **Do Not Go to School**, 3.7% **Don't Know/ Have No Idea**;

Of the interviewees whose mother language is Kirmanjki/Zazaki, 68.2% answered **Yes**, 27.3% **No**, 4.5% **I Don't go to school**.

DID YOU EVER CHOOSE YOUR MOTHER LANGUAGE AS AN ELECTIVE COURSE AT SCHOOL? (%)



To the interviewees in the research group, **did you ever choose your mother language as an elective course at school?** question was posed. Accordingly, 32.6% of the interviewees answered **Yes**, and 67.4% answered **No**.

HAVE YOU EVER PREFERRED YOUR MOTHER LANGUAGE AS AN ELECTIVE COURSE IN SCHOOL? * GENDER (%)				
		GENDER (%)		TOTAL
		Boys	Girls	
HAVE YOU EVER PREFERRED YOUR MOTHER LANGUAGE AS AN ELECTIVE COURSE IN SCHOOL?	Yes	34,50%	31,00%	32,60%
	No	65,50%	69,00%	67,40%
TOTAL		100,00%	100,00%	100,00%

Asked to the interviewees in the research group, **have you ever preferred your mother language as an elective course in school?** When we look at the **gender** comparison of the question,

Of the Boys, 34.5% Yes, 65.5% No;

Of the Girls, 31% answered Yes and 69% answered No.

DID YOU EVER CHOOSE YOUR MOTHER LANGUAGE AS AN ELECTIVE COURSE AT SCHOOL?* AGE RANGE (%)					
		AGE RANGE (%)			TOTAL
		6-10 Age	11-14 Age	15+ Age	
DID YOU EVER CHOOSE YOUR MOTHER LANGUAGE AS AN ELECTIVE COURSE AT SCHOOL?	Yes	10,80%	39,40%	47,60%	32,60%
	No	89,20%	60,60%	52,40%	67,40%
TOTAL		100,00%	100,00%	100,00%	100,00%

Asked to the interviewees in the research group, **did you ever choose your mother language as an elective course at school?** When we look at the **Age Range** comparison of the question,

10.8% of the interviewees aged 6-10 years Yes, 89.2% No;

39.4% of the interviewees aged 11-14 years Yes, 60.6% No;

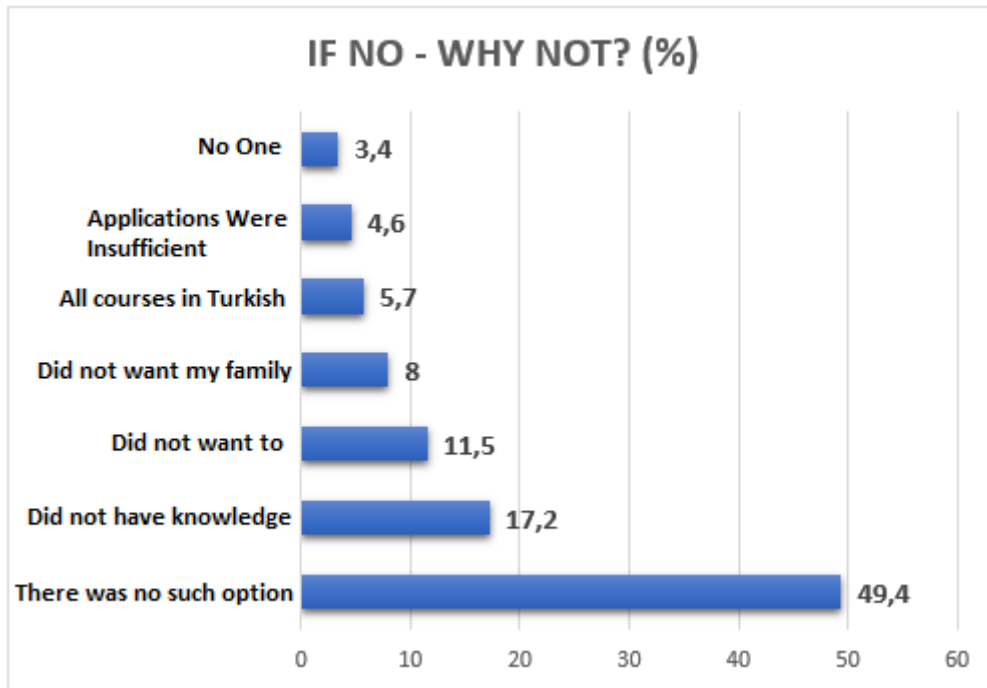
47.6% of the interviewees aged 15-17 gave the answer Yes, and 52.4% answered No.

DID YOU EVER CHOOSE YOUR MOTHER LANGUAGE AS AN ELECTIVE COURSE AT SCHOOL? * WHAT IS YOUR MOTHER LANGUAGE? (%)				
		WHAT IS YOUR MOTHER LANGUAGE?		TOTAL
		Kurmanjî	Kirmanjkî/Zazakî	
DID YOU EVER CHOOSE YOUR MOTHER LANGUAGE AS AN ELECTIVE COURSE AT SCHOOL?	Yes	33,30%	28,60%	32,60%
	No	66,70%	71,40%	67,40%
TOTAL		100,00%	100,00%	100,00%

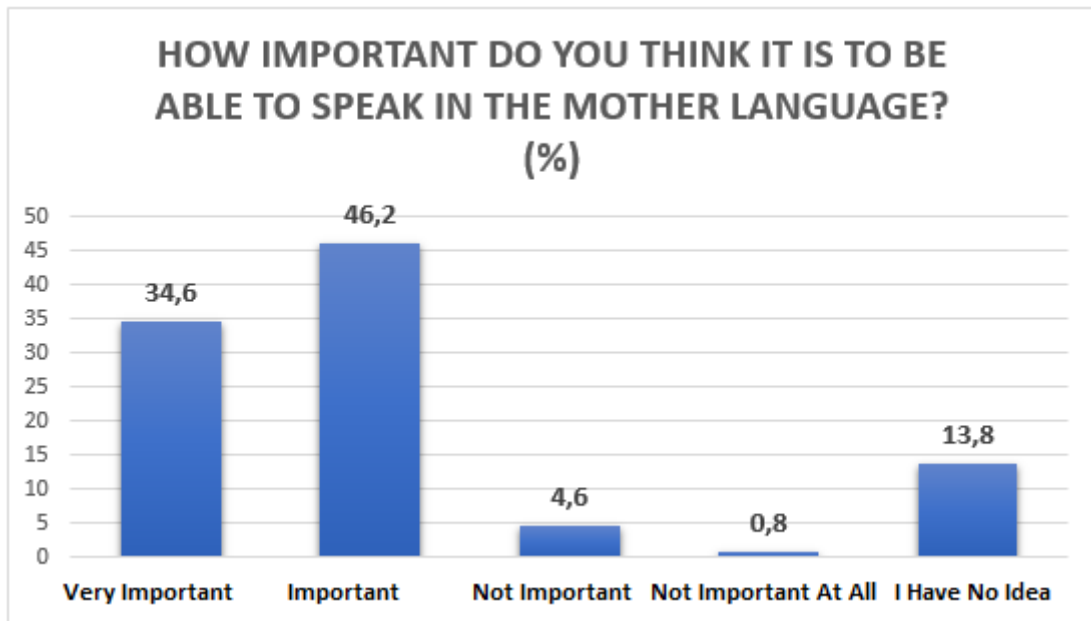
Asked to the interviewees in the research group, **did you ever choose your mother language as an elective course at school? What is your mother language?** When we look at the comparison with the question;

Of the interviewees whose mother language is Kurmanji, 33.3% Yes, 66.7% No;

28.6% of the interviewees whose mother language is Kirmanjki/Zazaki answered Yes, 71.4% answered No.



To the interviewees in the research group, **did you ever choose your mother language as an elective course at school?** If no to those who answered 'No' to the question **Why?** question was posed. Accordingly, 49.4% of the interviewees replied that there was no such option, 17.2% **did not have knowledge**, 11.5% **did not want to**, 8% **did not want my family**, 5.7% **answered all courses in Turkish**, 4.6% **said that the applications were insufficient**, 3.4% **chose no one**.



How important do you think it is to be able to speak in the mother language to the interviewees in the research group? question was posed. Accordingly, 34.6% of the interviewees responded as **Very Important**, 46.2% **Important**, 4.6% **Not Important**, 0.8% **Not Important at All**, 13.8% **Have No Idea**.

HOW IMPORTANT DO YOU THINK IT IS TO BE ABLE TO SPEAK IN THE MOTHER LANGUAGE? * GENDER (%)				
		GENDER (%)		TOTAL
		Boys	Girls	
HOW IMPORTANT DO YOU THINK IT IS TO BE ABLE TO SPEAK IN THE MOTHER LANGUAGE?	Very Important	45,80%	25,40%	34,60%
	Important	35,60%	54,90%	46,20%
	Not Important	3,40%	5,60%	4,60%
	Does Not Matter		1,40%	0,80%
	Have No Idea	15,30%	12,70%	13,80%
TOTAL		100,00%	100,00%	100,00%

How important do you think it is to be able to speak in the mother language, which was asked to the interviewees in the research group? When we look at the **gender** comparison of the question,

Of the Boys, 45.8% Very Important, 35.6% Important, 3.4% Not Important, 15.3% Have No Idea;

Of the Girls, 25.4% answered Very Important, 54.9% Important, 5.6% Not Important, 1.4% Not Important at All, 12.7% Have No Idea.

HOW IMPORTANT DO YOU THINK IT IS TO BE ABLE TO SPEAK IN THE MOTHER LANGUAGE? * AGE RANGE (%)					
		AGE RANGE (%)			TOTAL
		6-10 Age	11-14 Age	15+ Age	
HOW IMPORTANT DO YOU THINK IT IS TO BE ABLE TO SPEAK IN THE MOTHER LANGUAGE?	Very Important	31,60%	33,80%	42,90%	34,60%
	Important	47,40%	47,90%	38,10%	46,20%
	Not Important	7,90%	4,20%		4,60%
	Does Not Matter			4,80%	0,80%
	Have No Idea	13,20%	14,10%	14,30%	13,80%
TOTAL		100,00%	100,00%	100,00%	100,00%

How Important Do You Think It Is To Be Able To Speak In The Mother Language, which was asked to the interviewees in the research group? When we look at the **Age Range** comparison of the question,

31.6% of the interviewees between the ages of 6-10 were Very Important, 47.4% Important, 7.9% Not Important, 13.2% Have No Idea;

Of the 11-14 age group interviewees, 33.8% Very Important, 47.9% Important, 4.2% Not Important, 14.1% Have No Idea;

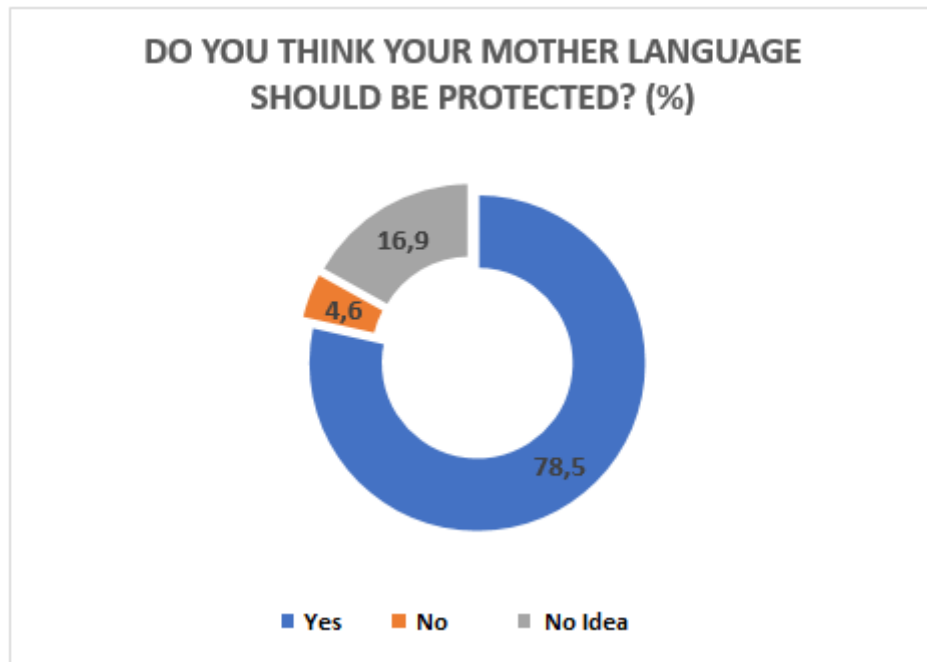
42.9% of the interviewees aged 15-17 gave the answer: Very Important, 38.1% Important, 4.8% Not Important at All, 14.3% Have No Idea.

HOW IMPORTANT DO YOU THINK IT IS TO BE ABLE TO SPEAK IN THE MOTHER LANGUAGE? * WHAT IS YOUR MOTHER LANGUAGE? (%)				
		WHAT IS YOUR MOTHER LANGUAGE?		TOTAL
		Kurmanjî	Kirmanjkî/Zazakî	
HOW IMPORTANT DO YOU THINK IT IS TO BE ABLE TO SPEAK IN THE MOTHER LANGUAGE?	Very Important	35,20%	31,80%	34,60%
	Important	46,30%	45,50%	46,20%
	Not Important	4,60%	4,50%	4,60%
	Does Not Matter		4,50%	0,80%
	Have No Idea	13,90%	13,60%	13,80%
TOTAL		100,00%	100,00%	100,00%

How important do you think it is to be able to speak in the mother language, which was asked to the interviewees in the research group? **What is your mother language?** When we look at the comparison with the question;

Of the interviewees whose mother language is Kurmanji, 35.2% is **Very Important**, 46.3% **Important**, 4.6% **Not Important**, 13.9% **Have No Idea**;

Of the interviewees whose mother language is Kirmancki/Zazaki, 31.8% answered **Very Important**, 45.5% **Important**, 4.5% **Not Important**, 4.5% **Not Important at All**, 13.6% **Have No Idea**.



To the interviewees in the research group **Do You Think Your Mother Language Should Be Protected?** question was posed. Accordingly, **78.5% of the interviewees responded as Yes**, **4.6% as No**, and **16.9% as No Idea**.

DO YOU THINK YOUR MOTHER LANGUAGE SHOULD BE PROTECTED? *				
GENDER (%)				
		GENDER (%)		TOTAL
		Boys	Girls	
DO YOU THINK YOUR MOTHER LANGUAGE SHOULD BE PROTECTED?	Yes	76,30%	80,30%	78,50%
	No	5,10%	4,20%	4,60%
	Have No Idea	18,60%	15,50%	16,90%
TOTAL		100,00%	100,00%	100,00%

The interviewees in the research group were asked **Do You Think Your Mother Language Should Be Protected?** When we look at the **gender** comparison of the question,

Of the Boys, 76.3% Yes, 5.1% No, 18.6% Have No Idea;

Of The Girls, 80.3% answered Yes, 4.2% No, 15.5% Have No Idea.

DO YOU THINK YOUR MOTHER LANGUAGE SHOULD BE PROTECTED? * AGE RANGE (%)					
		AGE RANGE (%)			TOTAL
		6-10 Age	11-14 Age	15+ Age	
DO YOU THINK YOUR MOTHER LANGUAGE SHOULD BE PROTECTED?	Yes	73,70%	81,70%	76,20%	78,50%
	No	2,60%	2,80%	14,30%	4,60%
	Have No Idea	23,70%	15,50%	9,50%	16,90%
TOTAL		100,00%	100,00%	100,00%	100,00%

The interviewees in the research group were **Asked Do You Think Your Mother Language Should Be Protected?** When we look at the **Age Range** comparison of the question,

73.7% of the interviewees aged 6-10 years Yes, 2.6% No, 23.7% Have No Idea;

81.7% of the interviewees aged 11-14 years Yes, 2.8% No, 15.5% Have No Idea;

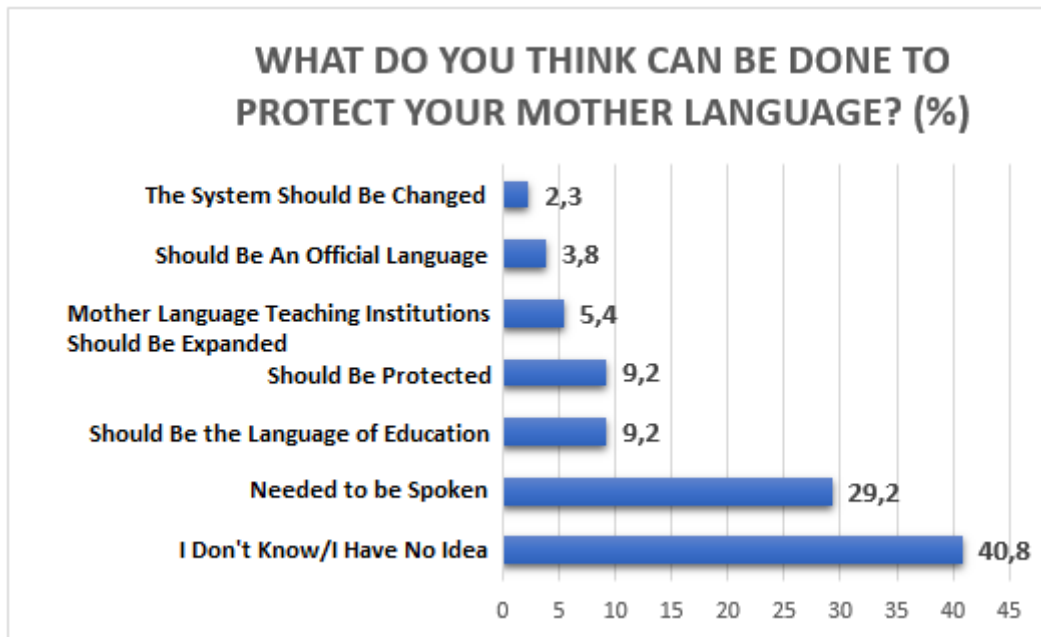
76.2% of the interviewees aged 15-17 gave the answer Yes, 14.3% No, 9.5% Have No Idea.

DO YOU THINK YOUR MOTHER LANGUAGE SHOULD BE PROTECTED? * WHAT IS YOUR MOTHER LANGUAGE? (%)				
		WHAT IS YOUR MOTHER LANGUAGE?		TOTAL
		Kurmanjî	Kirmanjkî/Zazakî	
DO YOU THINK YOUR MOTHER LANGUAGE SHOULD BE PROTECTED?	Yes	78,70%	77,30%	78,50%
	No	4,60%	4,50%	4,60%
	Have No Idea	16,70%	18,20%	16,90%
TOPLAM		100,00%	100,00%	100,00%

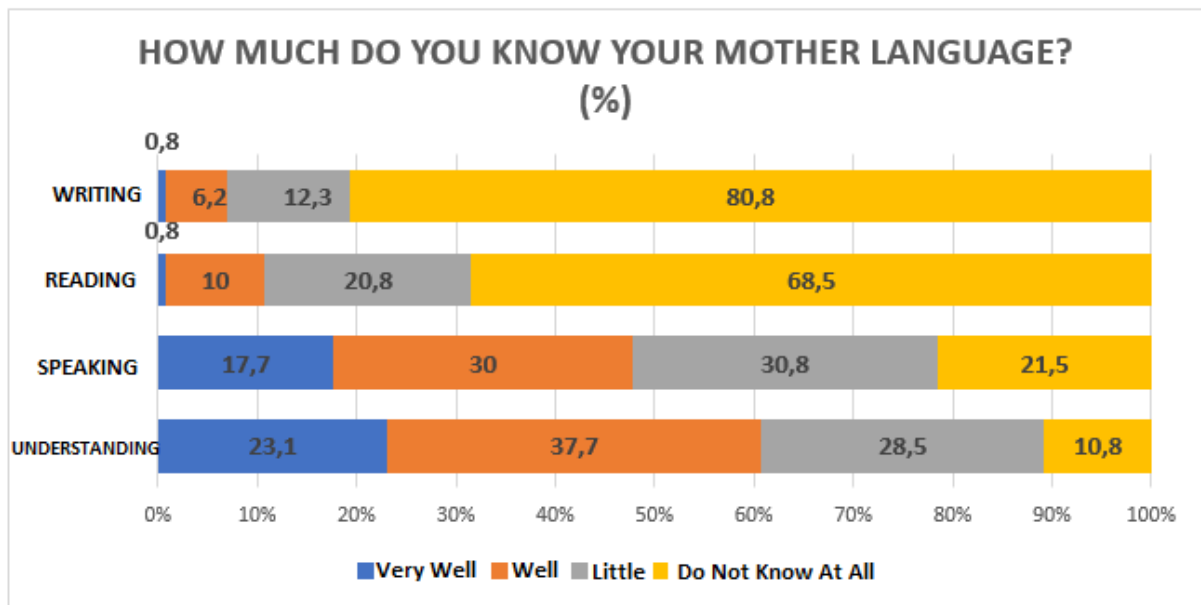
How important do you think it is to be able to speak in the mother language, which was asked to the interviewees in the research group? What is your mother language? When we look at the comparison with the question;

Of the interviewees whose mother language is Kurmanji, 78.7% Yes, 4.6% No, 16.7% No Idea;

Of the interviewees whose mother language is Kirmancki/Zazaki, 77.3% answered Yes, 4.5% No, 18.2% I Have No Idea.



To the interviewees in the research group; **What Do You Think Can Be Done To Protect Your Mother Language?** question was posed. According to this, **40.8% of the interviewees said I Don't Know/Have No Idea, 29.2% Needed to be Spoken, 9.2% Should Be the Language of Education, 9.2% Should Be Protected, 5.4% Mother Language Teaching Institutions Should Be Expanded, 3.8% Should Be An Official Language, 2.3% The System Should Be Changed.**

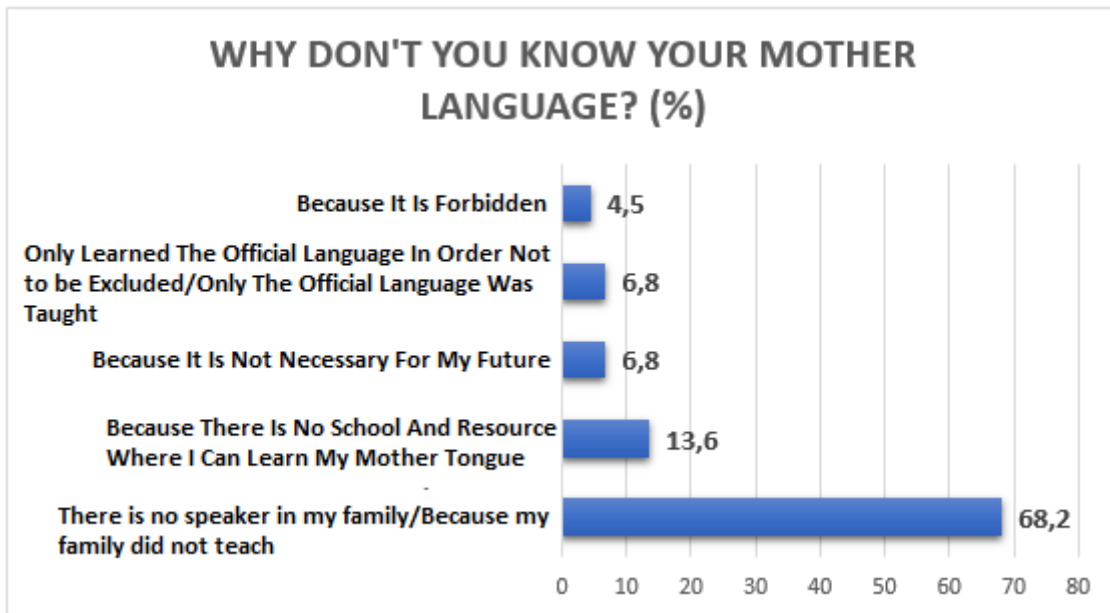


To the interviewees in the research group **How Much Do You Know Your Mother Language?** question was posed. Accordingly, the interviewees gave the following answers regarding the levels of **Comprehension, Speaking, Reading and Writing; Understanding: 23.1% of the interviewees know very well, 37.7% know well, 28.5% know little, 10.8% do not know at all;**

Speaking: 17.7% of the interviewees know very well, 30% I know well, 30.8% I know little, 21.5% I do not know at all;

Reading: 0.8% of the interviewees know very well, 10% know very well, 20.8% know little, 68.5% do not know at all;

Writing: 0.8% of the interviewees responded as I Know Very Well, 6.2% I Know Well, 12.3% I Know Little, 80.8% I Didn't Know at All.



The interviewees in the research group who answered "I don't know" to the question "**How Much Do You Know Your Mother Language?**"? **Why Don't You Know Your Mother Language?** question was posed. According to this, **68.2% of the interviewees answered as there is no speaker in my family/Because my family did not teach, 13.6% because there is no school and resource where I can learn my mother language, 6.8% because it is not necessary for my future, 6.8% only learned the official language in order not to be excluded/only the official language was taught, 4.5% because it is forbidden.**

HANE İÇİNDE KİMLER NE SIKLIKLA ANADİLİNİ KONUŞUYOR?						
	FREQUANTLY	OCCASIONALLY	RARELY	NEVER	NOT IN THE HOUSEHOLD	TOTAL
MOTHER	29,2	35,4	24,6	10,8		100%
FATHER	30	33,1	17,7	16,9	2,3	100%
0-5 AGE CHILDREN	5,4	4,6	2,3	26,2	61,5	100%
6-11 AGE CHILDREN	6,2	10	13,1	26,9	43,8	100%
12-17 AGE CHILDREN	9,2	6,9	19,2	23,8	40,8	100%
18- 24 AGE	7,7	3,1	11,5	10	67,7	100%
25-34 AGE	4,6	2,3	4,6	3,8	84,6	100%
35-44 AGE	9,2	0,8	3,8	0,8	85,4	100%
45-54 AGE	5,4		0,8	0,8	93,1	100%
55-64 AGE	10	3,1	1,5	1,5	83,8	100%
65+ AGE	13,1	3,1	4,6	1,5	77,7	100%

Who in the Household Speaks Their Mother Language and How Often? question was posed. Accordingly, the answers to the questions asked according to the parent and age categories are shown in a table:

Mother: 29.2% of the interviewees **often**, 35.4% **sometimes**, 24.6% **rarely**, 10.8% **never**;

Father: 30% of the interviewees are **Often**, 33.1% **Occasionally**, 17.7% **Rarely**, 16.9% **Never**, 2.3% **Not in the Household**;

Children aged 0-5: 5.4% of the interviewees **Often**, 4.6% **Sometimes**, 2.3% **Rarely**, 26.2% **Never**, 61.5% **Not In The Household**;

Children aged 6-11: 6.2% of the interviewees are **Often**, 10% **Occasionally**, 13.1% **Rarely**, 26.9% **Never**, 43.8% **Not in the Household**;

Children aged 12-17: 9.2% of the interviewees **often**, 6.9% **Sometimes**, 19.2% **Rarely**, 23.8% **Never**, 40.8% **Not In The Household**;

Ages 18-24: 7.7% of the interviewees are **Often**, 3.1% **Occasionally**, 11.5% **Rarely**, 10% **Never**, 67.7% **Not in the Household**;

Ages 25-34: Of the interviewees, 4.6% **Frequently**, 2.3% **Occasionally**, 4.6% **Rarely**, 3.8% **Never**, 84.6% **Not in the Household**;

Ages 35-44: Of the interviewees, 9.2% **Frequently**, 0.8% **Occasionally**, 3.8% **Rarely**, 0.8% **Never**, 85.4% **Not in the Household**;

Ages 45-54: Of the interviewees, 5.4% **Frequently**, 0.8% **Rarely**, 0.8% **Never**, 93.1% **Not in the Household**;

Age 55-64: 10% of the interviewees **Often**, 3.1% **Sometimes**, 1.5% **Rarely**, 1.5% **Never**, 83.8% **Not In The Household**;

Age 65 and Over: 13.1% of the interviewees replied **Frequently**, 3.1% **Occasionally**, 4.6% **Rarely**, 1.5% **Never**, 77.7% **Not in the Household**.

**Note: Responses stating that there is no specific age group or parents in the household are shown in the None category.*

ANADİLİNİZİ NEREDEN/KİMLER ARACILIĞIYLA NE KADAR ÖĞRENEBİLİYORSUNUZ?					
	Çoğunlukla	Kısmen	Nadiren	Hiç	Toplam
AİLEDE	48,5	16,2	20	15,4	100%
ARKADAŞ/KOMŞU	6,9	22,3	18,5	52,3	100%
OKUL		1,5	5,4	93,1	100%
KİTAP/GAZETE/DERGİ GİBİ YAZILI BASIN		6,2	15,4	78,5	100%
ANADİLİMDE YAYIN YAPAN TELEVİZYON KANALLARI	0,8	15,4	21,5	62,3	100%
MÜZİK, MASAL, ÇİZGİ FİLM GİBİ SÖZLÜ ANLATILARLA	3,8	13,8	22,3	60	100%

Araştırma grubunda yer alan görüşmecilere **Anadilinizi Nereden/Kimler Aracılığıyla Ne Kadar Öğrenebiliyorsunuz?** sorusu 6 alt başlık ile sorulmuştur. Buna göre;

AİLEDE: Görüşmecilerin %48,5'i **Çoğunlukla**, %16,2'si **Kısmen**, %20'si **Nadiren**, %15,4'ü **Hiç**;

ARKADAŞ/KOMŞU: Görüşmecilerin %6,9'u **Çoğunlukla**, %22,3'ü **Kısmen**, %18,5'i **Nadiren**, %52,3'ü **Hiç**;

OKUL: Görüşmecilerin %1,5'i **Kısmen**, %5,4'ü **Nadiren**, %93,1'i **Hiç**;

KİTAP/GAZETE/DERGİ GİBİ YAZILI BASIN: Görüşmecilerin %6,2'si **Kısmen**, %15,4'ü **Nadiren**, %78,5'i **Hiç**;

ANADİLİMDE YAYIN YAPAN TELEVİZYON KANALLARI: Görüşmecilerin %0,8'i **Çoğunlukla**, %15,4'ü **Kısmen**, %21,5'i **Nadiren**, %62,3'ü **Hiç**;

MÜZİK, MASAL, ÇİZGİ FİLM GİBİ SÖZLÜ ANLATILARLA: Görüşmecilerin %3,8'i **Çoğunlukla**, %13,8'i **Kısmen**, %22,3'ü **Nadiren**, %60'ı **Hiç** yanıtlarını vermiştir.